


**DEWAN BADRINATH VIDYA MANDIR,
MUBARAK MANDI**

HOLIDAYS ENGAGEMENT



Class - II



Principal's Message

Summer Vacation 2025–26

DBN Vidya Mandir, Mubarak Mandi, Jammu

Dear Students,

Summer is here—a season of warmth, joy, and a well-earned break. As you step into these relaxing weeks, I encourage you to make the most of this precious time.

Vacations are not just for rest, but also for reflection and renewal. While the holiday homework is thoughtfully designed to keep your mind engaged, it is equally important to nurture your creativity, curiosity, and well-being. Learn something new, read a good book, spend time with your family, and don't forget to play and laugh wholeheartedly. To our youngest learners—use this time to explore through play, colour your world, and listen to stories that feed your imagination.

To our senior students—balance relaxation with reflection. Use this time to revisit goals, sharpen your skills, and return with greater focus and energy.

Remember, learning never stops—it simply takes different forms. Stay active, stay safe, and take care of your health. Let's return after the break, refreshed and ready to grow even more—together.

Wishing you and your families a happy, healthy, and fulfilling summer break. Warm regards,

Priya Singh

Principal

DBN Vidya Mandir, Mubarak Mandi

Dear Students,

“Learn everything you can, anytime you can, from anyone you can; there always will come a time when you will be grateful you did.” Sarah Caldwell

Vacation is the time that we all eagerly wait for. We all make plans to enjoy, relax and empower ourselves during these days. This summer vacation the Holidays Homework has been designed with the motto.

“Have Fun as you Learn”.

- ❖ Prepare a Schedule and follow it during holidays. It will help you become a good time manager.
- ❖ Give time to pursue your hobby as we all need ‘Me Time’.
- ❖ Limit the use of gadgets and use the time saved in reading Newspaper/ Books.
- ❖ Give prime importance to your Health. Eat lots of fruits and vegetables.
- ❖ Don’t forget to exercise and practice yoga to improve your stamina.
- ❖ Pledge to “Eat Right (Less Sugar, Less Oil, Less Salt and Less Outside Food)
- ❖ Put in efforts to improve your vocabulary. Add one word per day to your vocabulary.

English

1. Read any two stories from any of these books.

The Gingerbread Man

Cinderella

Hansel and Gretel

The Elves and the Shoemaker

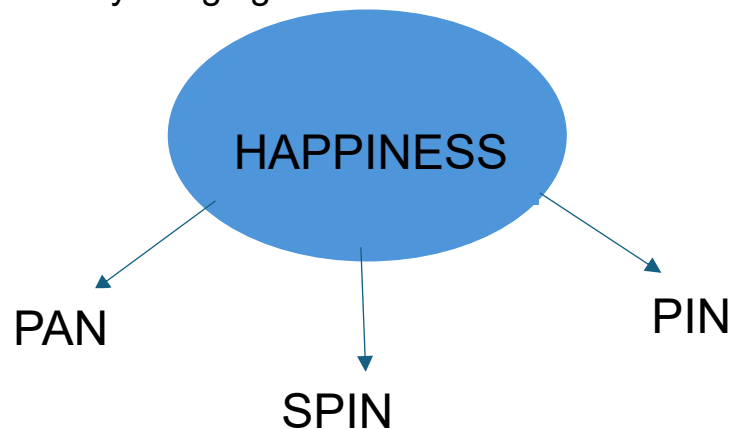
Little Red Riding Hood

Rapunzel


Pick out ten new words from these two stories. Make a beautiful Pictionary by writing these words, their meaning and a picture related to the word in your English notebook.

2. Vocabulary Hanging

Cut a big circle on an A3 sheet write a big word on it. For example, HAPPINESS and illustrate it. Now make as many small words as you can from the letters of the big word for example pin, spin etc. And write each word on small decorative cut outs of any shapes from another A4 sheet attach these cut outs to the big circle using satin ribbon. You can use your creativity to make a vocabulary hanging attractive.



3. Prepare a beautiful greeting card on the occasion of "Father's Day". Write 5 lines explaining why he is the best father in the world.



Hindi

1. जानवरों की दुनिया एक कल्पनात्मक कहानी लिखो : “मैं एक दिन जंगल में चला गया ...” कहानी में 3 जानवरों के पात्र हों (जैसे: तोता, हाथी, चींटी)। अंत में कोई सीख या चौंकाने वाली बात ज़रूर हो।




विकल्प: कहानी को चित्रों के साथ कॉमिक स्ट्रिप में भी बना सकते हो।

2. लेखन सुधार हेतु 10 सुलेख लिखिए।
3. किसी एक पंचतंत्र कहानी के पात्रों के छोटे छोटे पपेट बनाओ।



Maths

1. Learn tables 2 to 8.
2. Do the following activities.
3. • Make Times Table postures – of 2,3 and 4 as given below in the picture



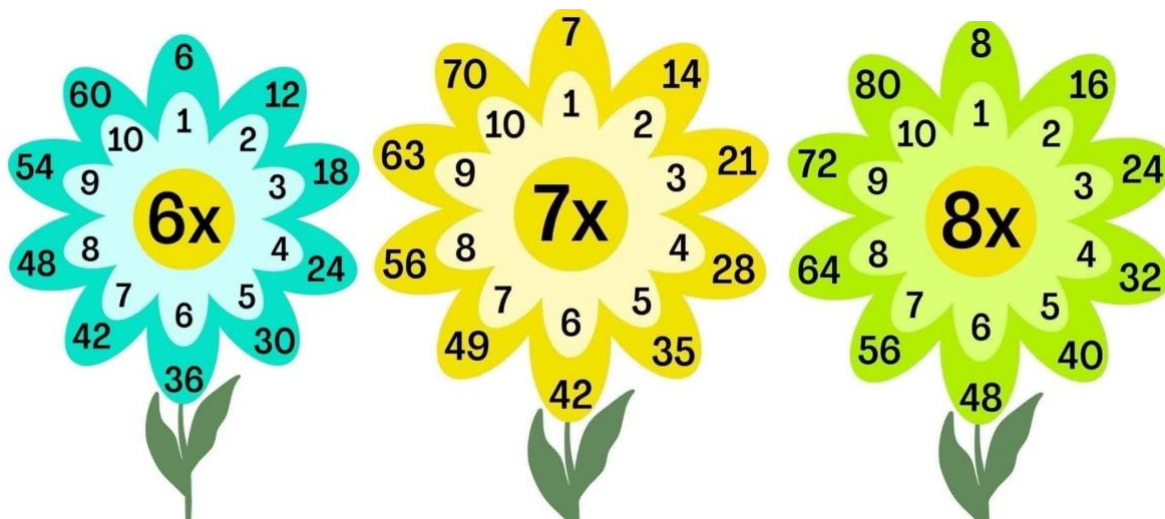
4. Make a Popsicle sticks clock – for table of 5, as shown below



Material Required

Ice cream sticks
Cardboard
Paint colours
Fevicol
Scissors
Needles

5. Make a Table flower – of 6,7 and 8 table, as given below:



6. FAMILY BIRTHDAYS Record the birthdays of your family members on a poster. The birthday should be in ascending order of age (youngest numbers of the family to the eldest member of the family.) Also paste pictures of your family member. Link for the activity –

<https://www.youtube.com/watch?v=nghKU-JbVj8>

EVS

1. Save Every Drop

Water is precious! Save every drop.
No water, No life, No blue, No Green.
To understand the need and importance of water, create a pictorial depiction on ways to conserve water on A3 Sheet.
Link for the activity

<https://www.youtube.com/watch?v=OmatT86AWoQ>



2. Explore different animal homes together. Discover how animals use materials from their environment to build their homes. Learn about how animals build homes to meet their particular needs. Take a walk in the woods or look at books, magazines, or Internet sites that feature animals and their homes, such as *Animals at Home* by David Lock.

Make a beautiful poster on different homes of animals using different material.