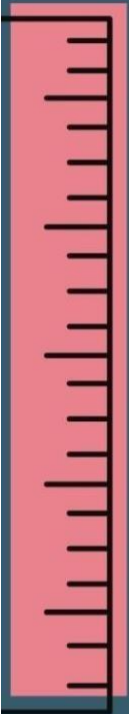




**D.B N.VIDYA MANDIR**  
**MUBARAK MANDI, JAMMU**

**Class -VIII**

**HOLIDAYS**  
**ENGAGEMENT**



## **Principal's Message**

Summer Vacation 2025–26

DBN Vidya Mandir, Mubarak Mandi, Jammu

Dear Students,

Summer is here—a season of warmth, joy, and a well-earned break. As you step into these relaxing weeks, I encourage you to make the most of this precious time.

Vacations are not just for rest, but also for reflection and renewal. While the holiday homework is thoughtfully designed to keep your minds engaged, it is equally important to nurture your creativity, curiosity, and well-being. Learn something new, read a good book, spend time with your family, and don't forget to play and laugh wholeheartedly.

To our youngest learners—use this time to explore through play, colour your world, and listen to stories that feed your imagination.

To our senior students—balance relaxation with reflection. Use this time to revisit goals, sharpen your skills, and return with greater focus and energy.

Remember, learning never stops—it simply takes different forms. Stay active, stay safe, and take care of your health. Let's return after the break, refreshed and ready to grow even more—together.

Wishing you and your families a happy, healthy, and fulfilling summer break.

Warm regards,

**Priya Singh**

Principal

DBN Vidya Mandir, Mubarak Mandi

\*\*\*\*\*

Dear Students,

“ Learn everything you can, anytime you can, from anyone you can ; there always will come a time when you will be grateful you did.”

Sarah Caldwell

Vacation is the time that we all eagerly wait for. We all make plans to enjoy, relax and empower ourselves during these days. This summer vacation the Holidays Homework has been designed with the motto.

“ Have Fun as you Learn”.

- 1. Prepare a Schedule and follow it during holidays. It will help you become a good time manager.**
- 2. Give time to pursue your hobby as we all need ‘Me Time’.**
- 3. Limit the use of gadgets and use the time saved in reading Newspaper/ Books.**
- 4. Give prime importance to your Health. Eat lots of fruits and vegetables.**
- 5. Don't forget to exercise and practice yoga to improve your stamina.**
- 6. Pledge to “Eat Right (Less Sugar, Less Oil, Less Salt and Less Outside Food)**
- 7. Put in efforts to improve your vocabulary. Add one word per day to your vocabulary.**

## English

**1. Make a poster to advertise local and organic food mentioning where they come from and why they are good for you draw/ paste related the pictures in the Separate notebook.  
(For help use old newspaper/ magazines)**

**2. Write an article on the importance of forest in grammar notebook.**

**3. Write a paragraph on the topics:-  
a) My favorite sport  
b) Science is a boon and curse**

**4. Create fable (moral story) use proper tenses while using it draw /paste related to story.**





## تعارف ہوم ورک

جماعت - آٹھویں

۱. کتاب کا مطالعہ -

استاد کا احترام یا نوبل پرائیز ایک مختصر نوٹ لکھیے

۲۔ محاورے اور ان کا استعمال:-

۱. باغ باغ ہونا

۲۔ نیکی نہ دیا میں ڈال

۳۔ آپ آتے ہونا

۴۔ آگ بگڑا ہونا

۳۔ لغت نظم کو یاد کر کے کاپی پر لکھیں

۶۔ آپ نے گرمیوں کی چھٹیاں کیسے تزاری ایک عملی

نوٹ لکھیں۔

۵۔ مضمون لوبی۔

۱۔ میری زندگی کا مقصد

۲۔ جھل ڈال

۳۔ گفتگو کی اہمیت

۶۔ اپنے پرنس کے نام سیر جانے کی درخواست لکھیے۔

۷۔ حضرت محمدؐ کی سیرت پر کوئی ایک واقعہ لکھیے۔



- 1) कविता- दीवानों की हस्ती को कंठस्थ करे तथा सार लिखे।
  - 2) पाठ- चिट्ठियों की अनूठी दुनिया तथा प्लास्टिक जनित प्रदूषण का पठन करें।(उच्चारण पर विशेष ध्यान दें।)
  - 3) सर्वनाम तथा उसके भेदों की परिभाषा उदाहरण सहित लिखें।
  - 4) हिन्दी भाषा से संबंधित प्रभावशाली और प्रेरणादायक नारा लिख कर सुंदर और आकर्षक बुकमार्क बनाएं।
  - 5) परियोजना कार्य:- प्लास्टिक वस्तुओं और उनके पर्यावरण अनुकूल विकल्पों की सूची ए-4 साइज़ की शीट पर बनाएं।
- परियोजना कार्य हेतु कुछ सरल सुझाव:-  
सूची को साफ़-सुथरे ढंग से दिखाने के लिए दो कॉलम की तालिका(Table) बनाएं।

प्लास्टिक वस्तु	पर्यावरण अनुकूल विकल्प

- शीर्षक रंगीन मार्कर से लिखें।
  - बोर्डर डिज़ाइन बनाएं।
  - हर तालिका को अलग रंग से हाइलाइट करें।
  - साफ और सुंदर हैंडराइटिंग में लिखें।
  - आकर्षक बनाने हेतु हर वस्तु और विकल्प के साथ छोटे चित्र बनाएं।
- नोट:- प्रश्न 1 और 3 कार्यपुस्तक में लिखें।

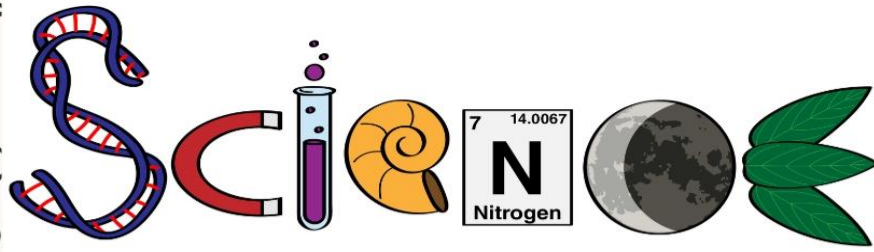


## ART INTEGRATED

- . Geometry with\* \*Everyday Objects\*
    - Identify and click pictures of angles, lines and shapes at home or nearby (Windows, clock, tiles etc)
- Paste or draw them in chart with labels  
(e.g. "right angle - clock at 3:00")

- i. Revise all the chapters done in the class.
- ii. Define: Rational number, Properties of Rational number, Linear equation, Constant, Variable, Polygon, Quadrilateral, special types of Quadrilaterals also properties of Quadrilateral, Angle and various types of angles.
- iii. Prove that the sum of four angles of Quadrilateral is  $360^\circ$  (theorem)<sub>7</sub><sup>13</sup>
- iv. Activity to<sub>4</sub> verify interior angles of a Quadrilateral is  $360^\circ$ .
- v. To solve Linear equation  $5x-3=3x+5$  by Activity Method 7. Write a short note on Indian Mathematician Harish Chandra.
- vi. Represent  $7/4$ ,  $9/3$  ,  $3/5$  on number line.(Use A4 size sheets)





### 1. **Microorganisms – Friend or Foe**

- Make a table or chart showing 5 useful and 5 harmful microorganisms with their roles.

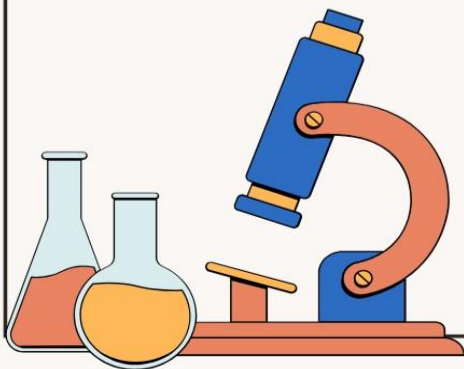
### 2. **Force and Friction Demo (Simple Activity):**

- Use a toy car and different surfaces (glass, sandpaper, cloth) to test how far it rolls.

- Record your observations and draw conclusions.

3. Give the names of some traditional and modern methods of irrigation, paste their pictures and explain them.

\*All work to be done in a scrap book.





### **A) Civics – Why Do We Need a Parliament?**

#### **Activity-Based Work:**

1. Create a scrapbook or poster on the Indian Parliament.  
Include the structure (Lok Sabha and Rajya Sabha).  
Mention functions of Parliament.

Write about how laws are made.

Add pictures of the Parliament House, and famous parliamentarians.

Videoreference-<https://youtube.com/shorts/79xcg-MyELA>

#### **Project Work:**

2. Interview 2–3 people (family, neighbors) and ask:  
Do they vote in elections?

What issues matter to them in elections?

Write a short report (150–200 words) summarizing their responses.

### **B) Geography – Human Resources**

#### **Activity-Based Work:**

3. Prepare a chart or infographic on the distribution of population across the world.

Use colors to show densely and sparsely populated regions.

Add reasons why some places are more populated than others.

#### **Project Work:**

4. Make a mini-project/report (300–400 words) on:  
What are human resources?

Importance of education and health in developing human resources.

Examples of how different countries use their human resources effectively.

#### **General Instructions:**

- 1.- Neatly present your work in a file or folder.
- 2.- Use maps, pictures, newspaper cuttings, or drawings wherever possible.
- 3.- Ensure all written content is in your own words.
- 4.- Be creative and original in presentation.





HAPPY HOLIDAYS