



D.B N.VIDYA MANDIR
MUBARAK MANDI, JAMMU

Class -VII

HOLIDAYS
ENGAGEMENT



Principal's Message

Summer Vacation 2025–26

DBN Vidya Mandir, Mubarak Mandi, Jammu

Dear Students,

Summer is here—a season of warmth, joy, and a well-earned break. As you step into these relaxing weeks, I encourage you to make the most of this precious time.

Vacations are not just for rest, but also for reflection and renewal. While the holiday homework is thoughtfully designed to keep your minds engaged, it is equally important to nurture your creativity, curiosity, and well-being. Learn something new, read a good book, spend time with your family, and don't forget to play and laugh wholeheartedly.

To our youngest learners—use this time to explore through play, colour your world, and listen to stories that feed your imagination.

To our senior students—balance relaxation with reflection. Use this time to revisit goals, sharpen your skills, and return with greater focus and energy.

**Remember, learning never stops—it simply takes different forms. Stay active, stay safe, and take care of your health. Let's return after the break, refreshed and ready to grow even more—
together.**

Wishing you and your families a happy, healthy, and fulfilling summer break.

Warm regards,

Priya Singh

Principal

DBN Vidya Mandir, Mubarak Mandi

Dear Students,

“ Learn everything you can, anytime you can, from anyone you can ; there always will come a time when you will be grateful you did.”

Sarah Caldwell

Vacation is the time that we all eagerly wait for. We all make plans to enjoy, relax and empower ourselves during these days. This summer vacation the Holidays Homework has been designed with the motto.

“ Have Fun as you Learn”.

- 1. Prepare a Schedule and follow it during holidays. It will help you become a good time manager.**
- 2. Give time to pursue your hobby as we all need ‘Me Time’.**
- 3. Limit the use of gadgets and use the time saved in reading Newspaper/ Books.**
- 4. Give prime importance to your Health. Eat lots of fruits and vegetables.**
- 5. Don’t forget to exercise and practice yoga to improve your stamina.**
- 6. Pledge to “Eat Right (Less Sugar, Less Oil, Less Salt and Less Outside Food)**
- 7. Put in efforts to improve your vocabulary. Add one word per day to your vocabulary.**



➤ **Note: All homework should be in A4 size paper in transparent file.**

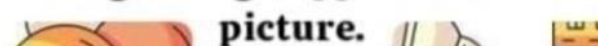
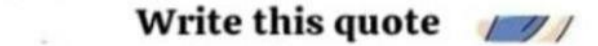
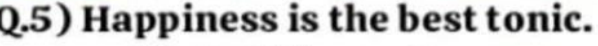
Q.1) Prepare a dictionary having a maximum of five words to each alphabet (new words) with meaning to enhance the vocabulary. Cover it with a beautiful cover and put a bookmark in it with a moral value written on the bookmark.

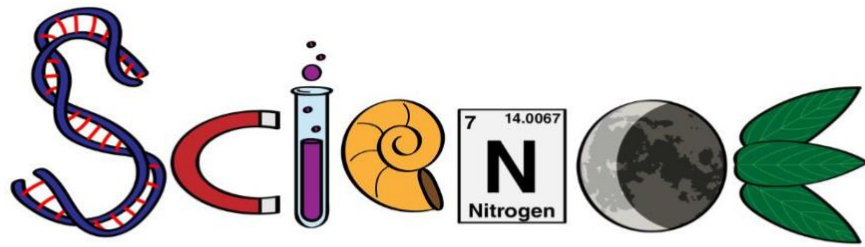
Q.2) Write a letter to your aunt telling her how you are going to spend your holidays.

Q.3) Pick out two words from the newspaper everyday and make sentences of your own.

Q.4) Make a penholder using the waste material of your house in your activity skill.

Q.5) Happiness is the best tonic. Write this quote and regarding happiness draw a picture.





1. Draw a diagram of chlorophyll contained leaf and does not contained chlorophyll leaf ?



2. Make a clear diagram of arrangement of teeth in human beings.



3. Show the nutritional process in Amoeba

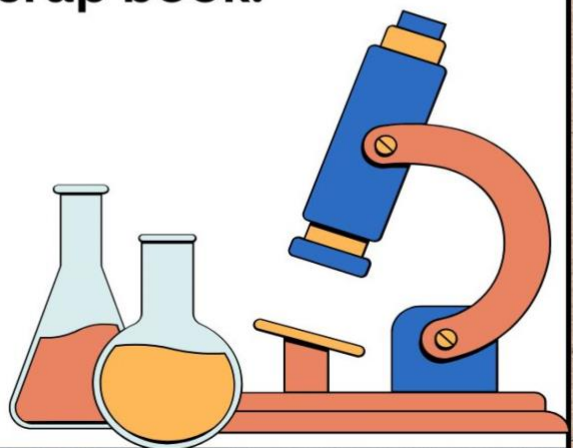
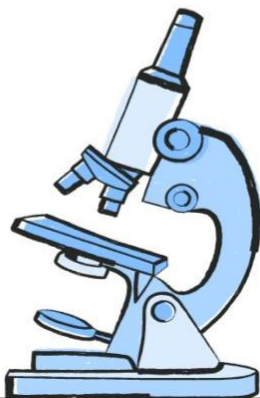


4. Poster Making :

"Save Electricity at Home" - design a colourful poster with tips and drawings.



*All work to be done in a scrap book.





Instructions:

Complete Each Activity in Activity Book

Skill Based :

1. Students to record their travels for a few days or a week, including trips to the grocery store, or any other place they visit. And answer the following question

- *Mode of transport — did they walk? Ride a bus? Ride in a car?
- * Approximate distance of the trip
- * How much fuel is consumed
- *Possible alternative modes of transport .

.Subject Enrichment:

i)□Make a model of Rock Cycle.

ii)□Make a poster or Collage on “Save environment from human being”

iii)□Ask the problem from following people from your society which they are facing because of inequality in the society and what will you do to stop that inequality from their lives:

A)□Cook

B)□Maid

C)□Cleanliness worker

{Mathematics}%

Part-A

Material/Resources Required:

A scrap book or A-3 or A-4 sheets, online research, coloured pens, glue and other stationery material.

Work Specification:

TOPIC 1: GEOMETRY IN REAL LIFE:

Make wall hangings of different shapes (Square, rectangle , triangle, oval , circle)

Part B

Practice Questions to be done in the separate notebook.

- Q1. Express 256 as a power 2.
- Q2. Express the following numbers as a product of powers of prime factors:
a) 72. b) 432. c) 1000. d) 16000
- Q3. Express each of the numbers using exponential notation:
a) 512. b) 343. c) 729. d) 3125
- Q4. Write exponential form for $8 \times 8 \times 8 \times 8$ taking base as 2.
- Q5. Express each of the following as a product of prime factors:-
a) 108×192 . b) 270. c) 729×64 . d) 768
- Q6. Express the following numbers in standard form :
a) 3,90,878. b) 70,00,000. c) 3908.78
- Q7. Write the following numbers in the expanded form :
279405 , 2801641 , 200689 , 1210719.
- Q8. Express the number appearing in the following statements in standard Form :-
• Distance between earth and moon is 384 000 000 m.
• Speed of light in vacuum is 300 000 000 m/s
• Diameter of Earth is 12756 000 meter
• In a galaxy there are on an average 100 000 000 000 stars
• The population of India was about 1027000000 in March 2001
- Q9. Write all the laws of exponents.
- Q10. What is the difference between exponent and power.
- Q11. Expand the following using exponents.
(i) 0.0523 (ii) 32.005
- Q12. Write a short note on Indian mathematician Ramanujan.
- Q13. Revise the Chapters: Integers , Data Handling and Exponent and Power.
- Q14. Define the following terms :
Natural numbers , Whole numbers , Prime numbers , Composite numbers
Coprime numbers, Even numbers, Odd numbers, Rational numbers,
Integers , Twin prime numbers .



تسطلات لوم وركا

جماعت - ساتويں

۱۔ مضمون نويسي۔

۱۔ ديواني

۲۔ كهيلوں كى ايجيت

۲۔ اپنے پر بس رے نام ڈسچارج سر شفيق حاصل كرنے
كى درخواست ليكيے۔

۳۔ محاورے اور ان كا اسمال

تین پارچ كرنے۔ آسمان سر پر اٹھنا۔ باغ باغ ہونا

آفت كا پر كا لا

۴۔ اخلاق بنوي۔ حفرت محو كى حالات زندگى پر

تفصيل سے نوٹ ليكيے۔

۵۔ نعت نظم نو ياد كرنے اپنى كا پي پر ليكيے۔

۶۔ اپنے علاقے ميں نزاری كى آيت دلچسپ دن كى

روزانہ آيت روپورٹ ليكيے۔



1. □ Create a short presentation (3-5 slides) using presentation software (or drawings on paper if unavailable).
2. □ Make an E-Poster, using any software of your choice, on A4 SIZE SHEET on any one of the topics- Capabilities of AI in future OR Three types of AI
3. □ Revise all the syllabus done in the class.



HAPPY
HOLIDAYS
to all